

Milab



Milab VM-44 Classic Quick Guide Manual

Thank You for Choosing a Milab Microphone!

With a history that goes back to the 1930s, Milab is one of the oldest, continuously operating microphone manufacturers in the world.

Every one of our microphones is handcrafted in our plant in southern Sweden. Our quality control is meticulous and all microphones have to pass several stages of testing, including rigorous audio tests in our anechoic chamber.

We believe in our products, which is why every microphone is delivered with its own individual frequency chart and our industry-leading lifetime warranty.

Congratulations on your purchase and welcome to the Milab family!

Thomas Nöjd, President

Package Includes

- Milab VM-44 condenser microphone
- Milab 3221 shockmount
- Milab 3406 windscreen
- Individual frequency chart
- Quick guide manual

The Milab VM-44 Condenser Microphone

The best-selling Milab model is a true workhorse with a transparent sound that excels on transient rich sources like acoustic guitar, piano or drums.

The hand-made small diaphragm condenser capsule is wonderfully transparent and handles fast transients and high frequency content like few, if any, competitors. It has a beautifully straight frequency curve with a presence peak around 10 KHz which makes the VM-44 ideal for acoustic instruments as well as many other sources.

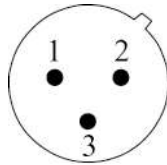
The -12 dB pad ensures high SPL handling, and if cardioid is not the pickup pattern you need, the front is easily unscrewed in a few seconds and can be replaced with an omni or a supercardioid capsule.

Connection

The VM-44 can be connected to any mic input, mixer/amplifier, or mic preamp using a standard microphone cable (XLR). The microphone is designed for phantom powering at 12-52 V (P12, P24, P48, IEC 1938) with positive voltage on the audio lines versus the cable shield.

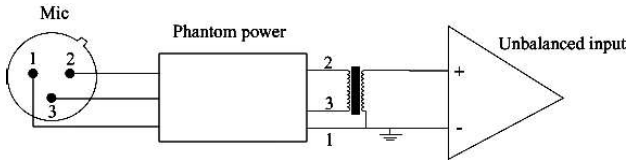
Microphone XLR pinout:

- 1: Ground (shield)
- 2: Hot (+ phase)
- 3: Cold (- phase)

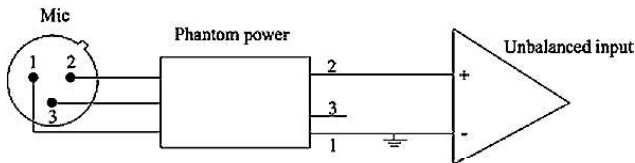


If the input device does not support phantom power, an external power supply has to be connected between the microphone and the input. Make sure that the extra phantom power has a DC-free output against the mixer, otherwise an RC network has to be incorporated to block the 48 VDC.

Connecting the microphone to an unbalanced input:



Connecting the microphone to an unbalanced input without a transformer. Pin 2 is the “hot phase“ and should be connected to the input. Pin 3 should be left open:



Guidelines for Use

- The VM-44 should be aimed with the top grill towards the sound source. See polar diagram.
- All VM-44 microphones have interchangeable capsules. The cardioid capsule (std) can be exchanged to an omni or supercardioid capsule (optional). Simply unscrew the mounted capsule and firmly fit the new one and turn it clockwise until stop. Do not tighten.
- The VM-44 is equipped with a pre-attenuation switch. In situations where sound levels may exceed 128 dB SPL, set the switch to the -12 dB position. The system may need a few minutes (2-5) to stabilize.
- The VM-44 should be placed in a stand holder or in a shockmount. It is not intended to be used as a handheld device.
- For outdoor recordings, use the enclosed windscreen to minimize wind noise.
- Use the enclosed windscreen or an external pop filter to reduce popping sounds when recording close-up vocals.
- Protect the microphone from dust and dirt which may damage the membrane.
- The microphone should not be exposed to water, extreme temperatures or humidity.

Service & Cleaning

All service and repair of the microphone should be performed by authorized personnel. All metal surfaces may be safely cleaned from time to time with alcohol or methylated spirits.

CAUTION! Protect the membrane when cleaning.

Declaration of Conformity CE

Milab Microphones AB declares that this device conforms to all applicable EU directives/regulations. The aforementioned product may only be used for audio purposes and in configurations approved by the manufacturer.

Lifetime Warranty

Your microphone is covered by our lifetime warranty. If you experience any problems, please contact the place where you purchased it for further instructions.

The warranty is intended to protect the customer from manufacturing and/or material defects. It does not cover careless or improper handling (intentional or unintentional), such as physical negligence, electrical overload etc.

Terms and conditions apply and are available on request. Please visit www.milabmic.com/warranty for more information.

Contact Information

Milab Microphones AB
Norra Strandgatan 4
S-252 20 Helsingborg
SWEDEN

Phone: +46 (0)42 381620
Fax: +46 (0)42 136350
E-mail: milab@milabmic.com
Website: www.milabmic.com

Milab Microphones is a trademark of Milab Microphones AB, Sweden. Copyright © Milab Microphones, Sweden. All rights reserved. Errors excepted. Subject to changes.

Legal notice/user agreement: Milab Microphones assumes no liability for damages, direct or consequential, which may result from the use of the supplied product. Under no circumstances and under no legal theory, tort, contract, or otherwise, shall Milab Microphones be held liable to you or any other person for any indirect, special, incidental, or consequential damages of any kind, including, without limitation, damages for loss of goodwill, work stoppage, computer or equipment failure or malfunction, or any and all other commercial damages or losses. This limitation of liability shall not apply to liability for death or personal injury to the extent applicable law prohibits such limitation. This User Agreement shall be exclusively subject to the laws of Sweden.

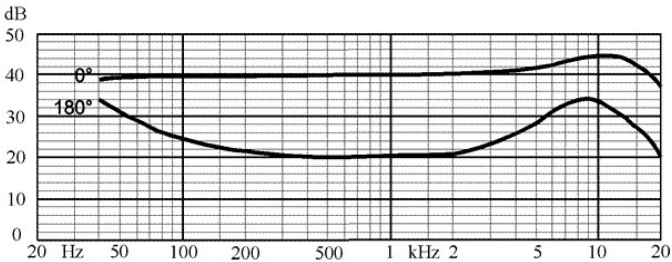
Last revision: 17 January 2024

Specifications

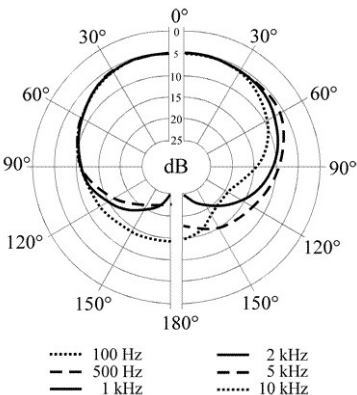
Product name:	Milab VM-44 Classic
Type:	Condenser
Article number:	1118
Frequency response:	20 to 20,000 Hz
Polar pattern:	Cardioid*
Pre-attenuation pad:	-12 dB (switchable)
Max SPL (1% THD at 1 kHz):	128 dB*
Max SPL with pad:	140 dB*
Sensitivity at 1 kHz:	15 mV/Pa (± 1 dB)*
Noise level (IEC 179-A):	17 dBA (typical); 18 dBA (max)*
Power supply:	12-52 V Phantom (DIN/IEC)
Current consumption:	4 mA
Output impedance:	<200 Ω
Min. load impedance:	1 k Ω
Connection:	3-pin XLR
Length:	126 mm
Diameter:	21 mm
Net weight:	130 g

*With **cardioid** capsule. **Omni** and **supercardioid** capsules are optional.

Frequency chart (cardioid):



Polar diagram (cardioid):



For more information,
please visit:
www.milabmic.com

Milab

